

## Hare and Copper Emerger

### Materials;

Hook; Black Magic A series Size 10 or similar heavy gauge hook

Thread; 6/0 Uni Thread

Tail; Ginger hen hackle fibres

Weight; Lead wire

Body Material; Hares Fur

Rib; Copper wire

Over wing; Clump of Hares Fur guard hairs


### Method

- Step 1 Bind hook from A to B and add lead wire if required
- Step 2 Tie in tail material and copper rib bind down and return thread to A
- Step 3 Form a dubbing loop and take the thread to B now place hares fur in the dubbing loop and twist to form a hair rope. Wind the hair rope up to B and secure with 3 or 4 turns of thread
- Step 4 Wind copper rib through hares fur and secure at B. Tease out fur with a dubbing brush.
- Step 5 Take a clump of hares fur guard hair and pick out the soft under fur and tie in on top to form a wing.
- Step 6 Whip finish and cement

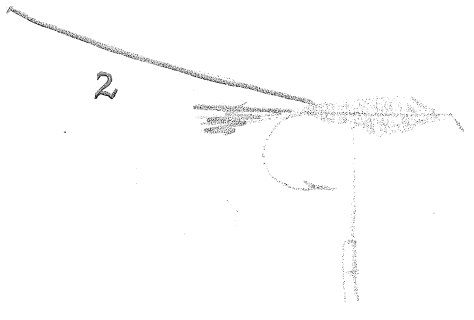
Top catching fly for the Tongariro used behind a bomb truck and trailer style

1

A B



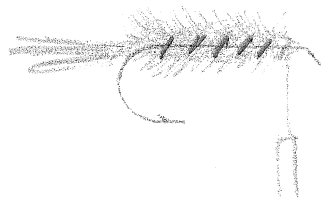
2



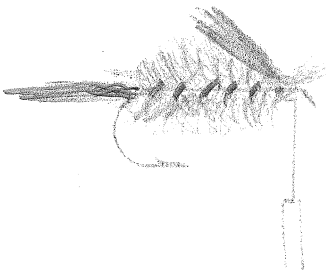
3



4



5



6

